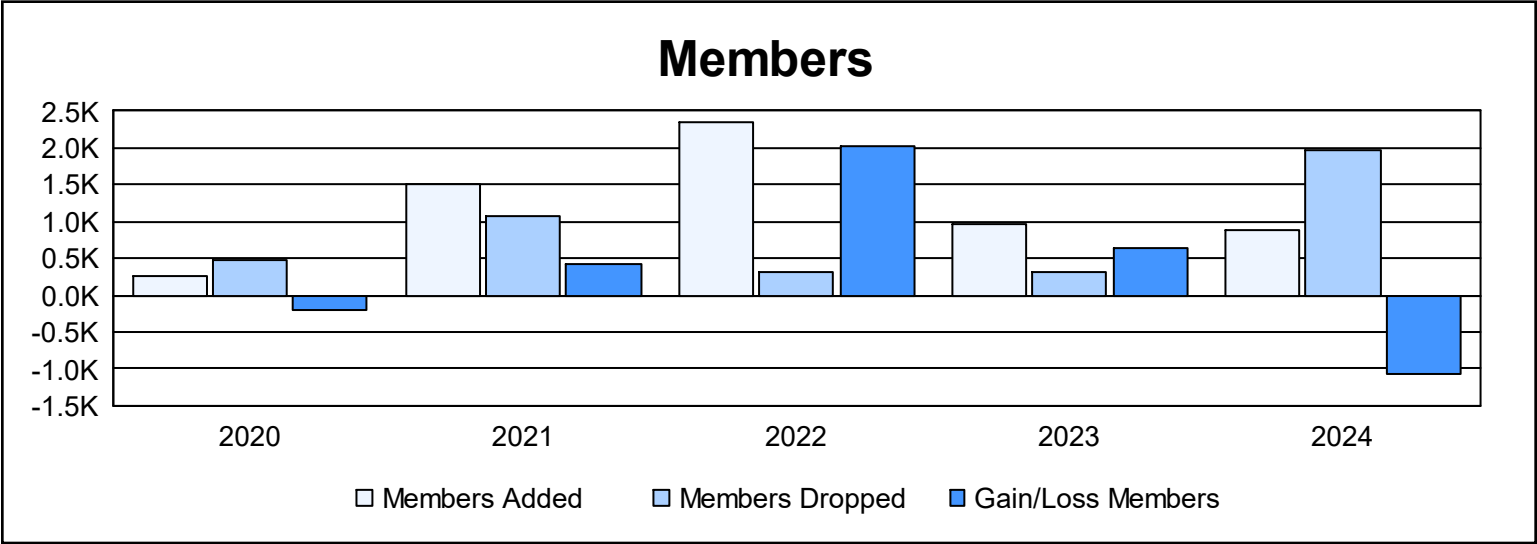
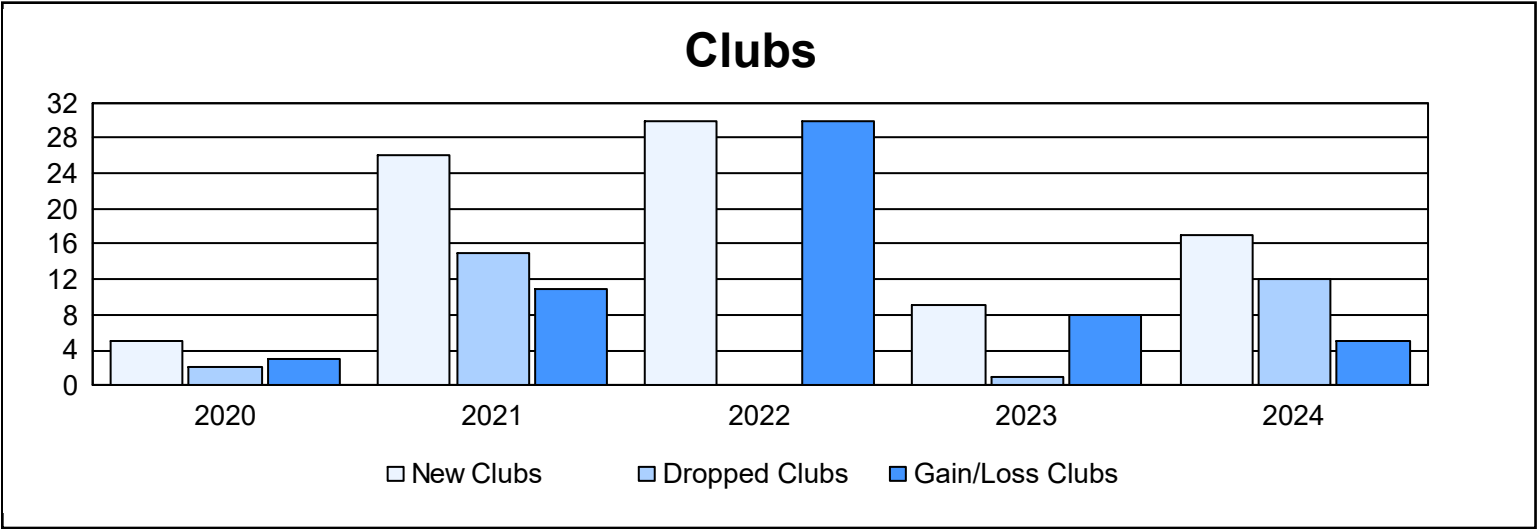
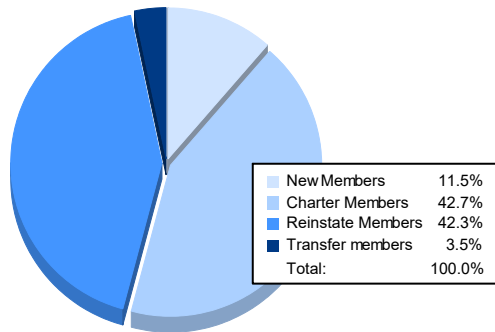


Year	New Clubs	Dropped Clubs	Gain/ Loss Clubs	New Members	Charter Members	Reinstate Members	Transfer Members	Total Member Added	Total Members Dropped	Gain/ Loss Members
2019-2020	5	2	3	134	120	13	5	272	481	-209
2020-2021	26	15	11	691	736	31	44	1,502	1,081	421
2021-2022	30	0	30	1,120	952	214	54	2,340	309	2,031
2022-2023	9	1	8	668	216	43	40	967	326	641
2023-2024	17	12	5	103	383	379	31	896	1,972	-1,076
Average	17	6	11	543	481	136	35	1,195	834	362



### Membership Composition June 2024 Cumulative



### Gender Composition June 2024 Cumulative

